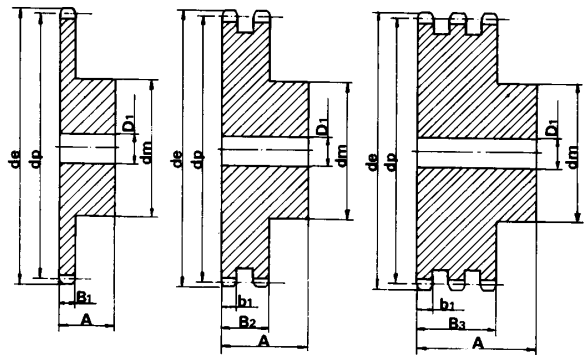
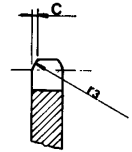


S P R O C K E T S

Z	d _e	d _p	SINGLE			DOUBLE			TRIPLE		
			d _m	D ₁	A	d _m	D ₁	A	d _m	D ₁	A
8	115.0	99.55	58	20	45	58	25	95	58	25	140
9	126.4	111.40	70	20	45	70	25	95	70	25	140
10	138.0	123.29	80	20	45	80	25	95	80	25	140
11	150.0	135.21	90	25	50	90	25	100	90	25	150
12	162.0	147.22	102	25	50	102	25	100	102	25	150
13	174.2	159.18	114	25	50	114	25	100	114	25	150
14	186.2	171.22	128	25	50	128	25	100	128	25	150
15	198.2	183.26	140	25	50	140	25	100	140	25	150
16	210.3	195.30	*140	25	55	*140	25	100	*140	25	150
17	222.3	207.34	*140	25	55	*150	25	100	*150	25	150
18	234.3	219.42	*140	25	55	*160	25	100	*160	25	150
19	246.5	231.49	*140	25	55	*160	25	100	*160	25	150
20	258.6	243.57	*140	25	55	*160	25	100	*160	25	150
21	270.6	255.65	*150	25	60	*160	25	100	*160	30	150
22	282.7	267.73	*150	25	60	*160	25	100	*160	30	150
23	294.8	279.80	*150	25	60	*160	25	100	*160	30	150
24	306.8	291.88	*150	25	60	*160	25	100	*160	30	150
25	319.0	304.00	*150	25	60	*160	25	100	*160	30	150
26	331.0	316.08	*160	30	60	*160	30	100	*160	30	150
27	343.2	328.19	*160	30	60	*160	30	100	*160	30	150
28	355.2	340.27	*160	30	60	*160	30	100	*160	30	150
29	367.3	352.38	*160	30	60	*160	30	100	*160	30	150
30	379.5	364.50	*160	30	60	*160	30	100	*160	40	150
31	391.6	376.62	*160	30	60	*170	30	100			
32	403.7	388.69	*160	30	60	*170	30	100	*170	40	150
33	415.8	400.81	*160	30	60	*170	30	100	*170	40	150
34	427.8	412.93	*160	30	60	*170	30	100	*170	40	150
35	440.0	425.04	*160	30	60	*170	30	100	*170	40	150
36	452.0	437.16	*160	30	60	*170	30	100	*170	40	150
37	464.2	449.27	*160	30	60	*170	30	100			
38	476.2	461.39	*160	30	60	*170	30	100	*170	40	150
39	488.5	473.50	*160	30	60	*170	30	100			
40	500.6	485.62	*160	30	60	*170	30	100	*170	40	150

1" 1/2 x 1"

for roller chains in compliance with
DIN 8187 ISO/R 606



SPROCKET

	mm
TOOTH RADIUS r ₃	38
RADIUS WIDTH C	4
SPROCKET WIDTH B ₁	24.1
SPROCKET TOOTH WIDTH b ₁	23.6
SPROCKET TOOTH WIDTH B ₂	72
SPROCKET TOOTH WIDTH B ₃	120.3

CHAIN

	mm
PITCH	38.1
INTERNAL WIDTH	25.4
ROLLER - ø	25.4

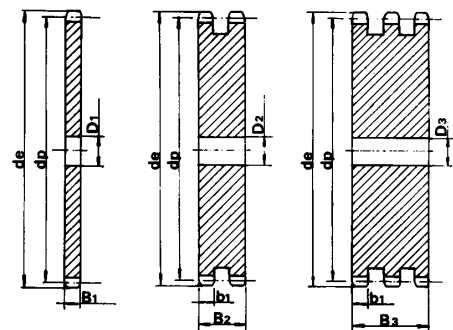
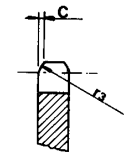
MATERIAL: C 45 UNI 7847 *MATERIAL: FE - WITH WELDED HUB

P L A T E W H E E L S

Z	d _e	d _p	S D T			Z	d _e	d _p	S D T		
			D ₁	D ₂	D ₃				D ₁	D ₂	D ₃
8	115.0	99.55	20	25	25	43	536.8	521.97	30		
9	126.4	111.40	20	25	25	44	549.0	534.08	30		
10	138.0	123.29	20	25	25	45	561.2	546.20	30	40	40
11	150.0	135.21	20	25	25	46	573.3	558.32	30	40	40
12	162.0	147.22	20	25	25	47	585.4	570.43	30		
13	174.2	159.18	20	25	25	48	597.4	582.55	30	40	40
14	186.2	171.22	20	25	25	49	609.5	594.66	30		
15	198.2	183.26	20	25	25	50	621.7	606.78	30	40	40
16	210.3	195.30	25	25	25	51	633.8	618.89	30		
17	222.3	207.34	25	25	25	52	646.0	631.01	30		
18	234.3	219.42	25	25	25	53	658.0	643.13	30		
19	246.5	231.49	25	25	25	54	670.2	655.28	30		
20	258.6	243.57	25	25	25	55	682.3	667.40	30	40	40
21	270.6	255.65	25	25	30	56	694.4	679.51	30		
22	282.7	267.73	25	25	30	57	706.5	691.63	30	40	40
23	294.8	279.80	25	25	30	58	718.6	703.74	30		
24	306.8	291.88	25	25	30	59	730.7	715.86	30		
25	319.0	304.00	25	25	30	60	742.8	727.97	30	40	40
26	331.0	316.08	30	30	30	62	767.2	752.24	40		
27	343.2	328.19	30	30	30	64	791.3	776.48	40		
28	355.2	340.27	30	30	30	65	803.4	788.59	40	40	40
29	367.3	352.38	30	30	30	66	815.6	800.71	40		
30	379.5	364.50	30	30	40	68	839.8	824.98	40		
31	391.6	376.62	30	30	40	70	864.2	849.21	40		
32	403.7	388.69	30	30	40	72	888.4	873.48	40		
33	415.8	400.81	30	30	40	75	924.8	909.83	40		
34	427.8	412.93	30	30	40	76	936.9	921.98	40	40	40
35	440.0	425.04	30	30	40	80	985.4	970.44	40		
36	452.0	437.16	30	30	40	85	1046.0	1031.10	40		
37	464.2	449.27	30	30		95	1167.3	1152.33	40		
38	476.2	461.39	30	30	40						
39	488.5	473.50	30	30							
40	500.6	485.62	30	30	40						
41	512.6	497.74	30								
42	524.7	509.85	30	40	40						

1" 1/2 x 1"

for roller chains in compliance with
DIN 8187 ISO/R 606



PLATEWHEEL

	mm
TOOTH RADIUS r ₃	38
RADIUS WIDTH C	4
PLATE TOOTH WIDTH B ₁	24.1
PLATE TOOTH WIDTH b ₁	23.6
PLATE TOOTH WIDTH B ₂	72
PLATE TOOTH WIDTH B ₃	120.3

CHAIN

	mm
PITCH	38.1
INTERNAL WIDTH	25.4
ROLLER - ø	25.4