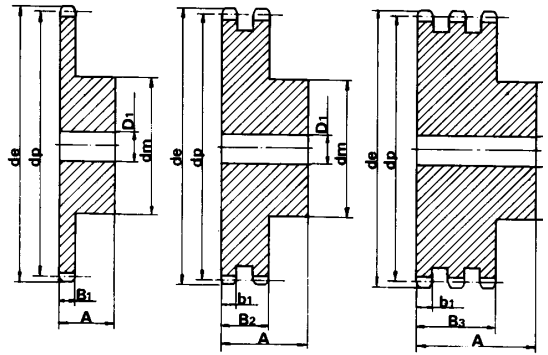
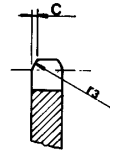


S P R O C K E T S

1" 3/4 x 1" 1/4

for roller chains in compliance with DIN 8187 ISO/R 606



SPROCKET

	mm
TOOTH RADIUS r_3	44
RADIUS WIDTH C	5
SPROCKET TOOTH WIDTH B_1	29.4
SPROCKET TOOTH WIDTH b_1	28.8
SPROCKET TOOTH WIDTH B_2	88.4
SPROCKET TOOTH WIDTH B_3	148

CHAIN

	mm
PITCH	44.45
INTERNAL WIDTH	30.99
ROLLER - \emptyset	27.94

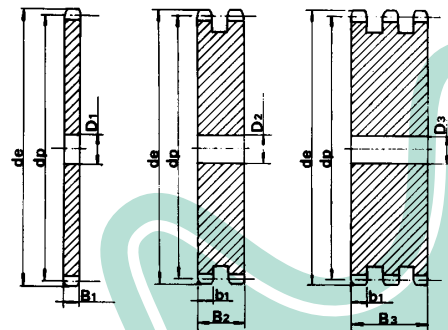
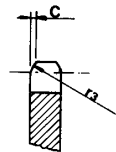
MATERIAL: C 45 UNI 7847 *MATERIAL: FE - WITH WELDED HUB

Z	d_e	d_p	SINGLE			DOUBLE			TRIPLE		
			d_m	D_1	A	d_m	D_1	A	d_m	D_1	A
8	132.0	116.15	74	25	70	74	25	120	74	30	180
9	148.4	129.96	88	25	70	88	25	120	88	30	180
10	162.3	143.85	100	25	70	100	25	120	100	30	180
11	176.3	157.77	112	25	70	112	25	120	112	30	180
12	189.5	171.74	125	25	70	125	25	120	125	30	180
13	204.2	185.75	*130	25	70	*130	25	120	*130	30	180
14	218.2	199.76	*130	25	70	*130	25	120	*130	30	180
15	232.3	213.79	*145	25	70	*145	25	120	*145	30	180
16	246.3	227.84	*160	30	75	*160	30	120	*160	30	180
17	260.0	241.91	*160	30	75	*160	30	120	*160	30	180
18	274.0	255.98	*160	30	75	*160	30	120	*160	30	180
19	289.0	270.06	*160	30	75	*180	30	120	*180	30	180
20	303.0	284.15	*160	30	75	*180	30	120	*180	30	180
21	317.0	298.24	*170	30	75	*180	30	120	*180	30	180
22	331.0	312.34	*170	30	75	*180	30	120	*180	30	180
23	345.0	326.44	*170	30	75	*180	30	120	*180	30	180
24	359.0	340.55	*170	30	75	*180	30	120	*180	30	180
25	373.0	354.66	*170	30	75	*180	30	120	*180	40	180
26	387.0	368.77	*170	30	75	*180	30	120	*180	40	180
27	401.4	382.88	*170	30	75	*180	30	120	*180	40	180
28	416.0	397.00	*170	30	75	*180	30	120	*180	40	180
29	430.0	411.12	*170	30	75	*180	30	120	*180	40	180
30	444.0	425.24	*170	30	75	*180	30	120	*180	40	180
31	458.0	439.37	*180	30	75						
32	472.0	453.49	*180	30	75						
33	486.0	467.62	*180	30	75						
34	500.0	481.75	*180	30	75						
35	514.0	495.88	*180	30	75	*200	30	120	*200	40	180
36	529.0	510.01	*180	30	75						
37	543.0	524.14	*180	30	75						
38	557.0	538.27	*180	30	75	*200	30	120	*200	40	180
39	571.0	552.40	*180	30	75						
40	585.0	566.54	*180	30	75	*200	30	120	*200	40	180

P L A T E W H E E L S

1" 3/4 x 1" 1/4

for roller chains in compliance with DIN 8187 ISO/R 606



PLATEWHEEL

	mm
TOOTH RADIUS r_3	44
RADIUS WIDTH C	5
PLATE TOOTH WIDTH B_1	29.4
PLATE TOOTH WIDTH b_1	28.3
PLATE TOOTH WIDTH B_2	88.4
PLATE TOOTH WIDTH B_3	148

CHAIN

	mm
PITCH	44.45
INTERNAL WIDTH	30.99
ROLLER - \emptyset	27.94

Z	d_e	d_p	S D T			Z	d_e	d_p	S D T		
			D_1	D_2	D_3				D_1	D_2	D_3
8	132.0	116.15	25	25	25	57	825.0	806.90	40	40	40
9	148.4	129.96	25	25	25	60	869.0	849.32	40	40	40
10	162.3	143.85	25	25	25	76	1095.0	1075.62	40	40	40
11	176.3	157.77	25	25	30						
12	189.5	171.74	25	25	30						
13	204.2	185.75	25	25	30						
14	218.2	199.76	25	25	30						
15	232.3	213.79	25	25	30						
16	246.3	227.84	30	30	30						
17	260.0	241.91	30	30	30						
18	274.0	255.98	30	30	30						
19	289.0	270.06	30	30	30						
20	303.0	284.15	30	30	30						
21	317.0	298.24	30	30	30						
22	331.0	312.34	30	30	30						
23	345.0	326.44	30	30	30						
24	359.0	340.55	30	30	30						
25	373.0	354.66	30	30	40						
26	387.0	368.77	30	30	40						
27	401.4	382.88	30	30	40						
28	416.0	397.00	30	30	40						
29	430.0	411.12	30	30							
30	444.0	425.24	30	30	40						
31	458.0	439.37	30								
32	472.0	453.49	30								
33	486.0	467.62	30								
34	500.0	481.75	30								
35	514.0	495.88	30	30	40						
36	529.0	510.01	30								
37	543.0	524.14	30								
38	557.0	538.27	30	30	40						
39	571.0	552.40	30								
40	585.0	566.54	30	30	40						
45	656.0	637.22	30	30	40						
50	726.0	707.91	30	30	40						